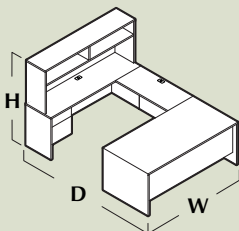


CASEGOODS

The following layouts and components have been developed by Global so you can determine which configuration works best for you! Use this as a guide to choose components that fit within your space or as reference to see what is available for Xpress delivery.




GENO354BL — PACKAGE NUMBER
 1 G3672SPR — COMPONENTS (see line drawing for component listing)
 1 G2448FB
 1 G2072CSL
 1 B72HOCPB
\$2,202. — PRICE

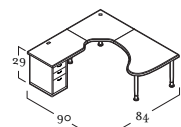
ALL DIMENSIONS SHOWN IN INCHES

example:

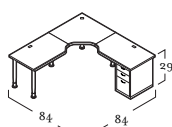
GENO354BL



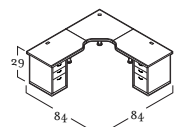
@TRIBUTES



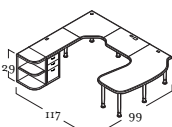
ATR101AR
 1 LCA4248R 1 LLL291
 1 L9KM2222 2 LFF1
 1 LT42L 1 LLL294
 1 EWPS24BBF
\$ 1,472.



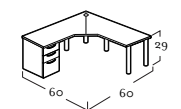
ATR102A
 1 LT42L 1 LLL291
 1 L9KM2222 2 LFF1
 1 LT42R 1 LLL294
 1 EWPS24BBF
\$ 1,407.



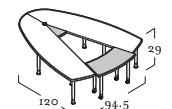
ATR103A
 1 LT42L 1 EWPS24FF
 1 L9KM2222 3 LLL291
 1 LT42R 2 LFF1
 1 EWPS24BBF
\$ 1,706.



ATR104AR
 1 LM2772R 1 EWPS19BBF
 1 LT36RMEG 2 LLL294
 1 L9KM2222 1 LR9BU22L
 1 LR2242 3 LFF1
\$ 2,375.

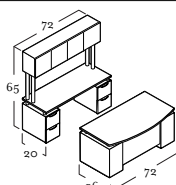


ATR0600
 1 L9KM2260
 5 LLL291
 1 LFF1
 1 EWPS19BBF
\$ 1,214.

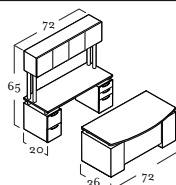


LNU10
 1 LWING10-R 1 LDONUT
 1 LWING10-L 1 LCL294 (QTY 4)
 1 LTRAP10 1 LLL294 (QTY 4)
 1 LPIE810 2 LLL291
 1 LDRUM
\$ 2,273.

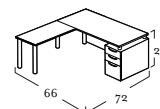
2GETHER™ P.4-5, 48-49 Wood Veneer Finish



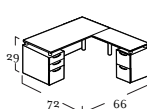
2GET105A
 1 T7220RT 2 T30BBFFPED
 2 T20FFPED 1 TMDP72
 1 T7236BT 1 T2HWD
\$ 7,039.



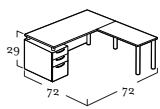
2GET105B
 1 T7220RT 1 TMDP72
 1 T20BBFFPED 2 T30BBFFPED
 1 T20FFPED 1 T2HWD
 1 T7236BT
\$ 7,039.



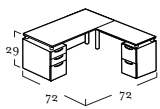
2GET150A
 1 T6030RT 1 T4220RT
 1 T30BBFFPED 1 TFP
 4 TLEG 1 TMSPP60
\$ 2,442.



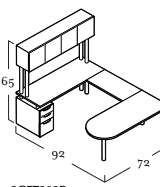
2GET151A
 1 T6630RT 1 T20FFPED
 1 T30BBFFPED 1 TFP
 2 TLEG 1 TMSPP66
 1 T4220RT
\$ 3,220.



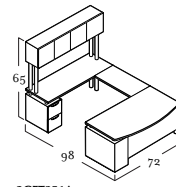
2GET152A
 1 T7230RT 1 T4220RT
 1 T30BBFFPED 1 TFP
 4 TLEG 1 TMSPP72
\$ 2,547.



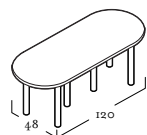
2GET152B
 1 T7230RT 1 TFP
 1 T30BBFFPED 1 TMSPP72
 2 TLEG 1 T20FFPED
 1 T4220RT
\$ 3,258.



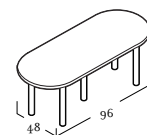
2GET202B
 1 T7230DT 1 T4220RT
 5 TLEG 2 TFP
 1 T7220RT 1 T2HWD
 1 T20BBFFPED
\$ 5,150.



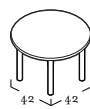
2GET351A
 1 T7220RT 2 TFP
 1 T20FFPED 1 T7236BT
 1 TMSPP72 1 T30BBFFPED
 4 TLEG 1 T2HWD
 1 T4220RT
\$ 6,036.



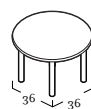
TRA1206L
 1 TRT120
 6 TLEG
\$ 2,784.



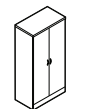
TRA965L
 1 TRT120
 5 TLEG
\$ 2,250.



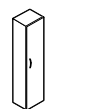
TRO42L
 1 TRO42
 4 TLEG
\$ 977.



TRO36L
 1 TRO36
 4 TLEG
\$ 818.

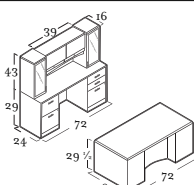


T3666SC
 Storage Cabinet, with coatrack, 4 adjustable shelves
 18w x 20d x 66h
 245°, 28FT³
\$ 2,199.

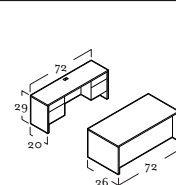


T6618WRS
 Wardrobe & storage
 18w x 20d x 65h
 192LB. 17.1FT³
\$ 1,755.

FREEPORT P.12-15

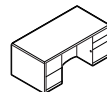


FREP105
 1 F3672D23-Z1
 1 F39BSD
 1 F1543HTDL-Z1
 1 F2472D23-HV
 1 F1543HTDR-HV
\$ 5,475.

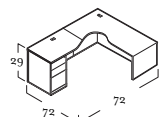


ADAP100A
 1 A3672DP
 1 A2072CK
\$ 1,890.

COMPONENTS



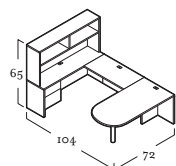
F3672D23-HV
 Double Pedestal Desk
 72w x 36d x 29 1/2h
 351LB. 52.5FT³
\$ 1,841.



ADAP174L
 1 A2072NFL
 1 A2436LK
 1 AFPBBF19
\$ 1,756.



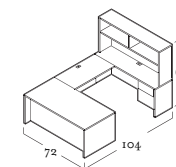
F1543HTDL-Z1
 Left hutch towers with glazed doors
 15w x 15d x 42 1/2h
 68LB. 5.75FT³
\$ 745.



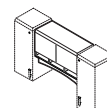
ADAP205EL
 1 A2072CSL
 1 A3672SP
 1 A2448FB
 1 A72HOCPB
\$ 2,353.



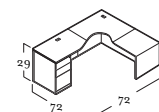
F1543HTDR-Z1
 Right hutch towers with glazed doors
 15w x 15d x 42 1/2h
 68LB. 5.75FT³
\$ 745.



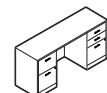
ADAP354BR
 1 A3072CSR
 1 A3672SP
 1 A2448FB
 1 A72HOCPB
\$ 2,605.



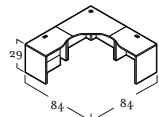
F39BSD
 Bridge storage with doors
 39w x 24d x 25h
 58LB. 8.5FT³
\$ 798.



ADAP443B
 1 A3020SK
 1 A2436RK
 1 AFPBBF19
 1 A2436LK
\$ 1,971.



F2472D23-HV
 Kneespace credenza
 72w x 24d x 29 1/2h
 252LB. 33.75FT³
\$ 1,344.



ADAP453C
 1 A3042RK
 1 A3042LK
 1 A4245C
 1 AHPBBF18
\$ 2,053.

X ADAPTABILITY COMPONENTS
XPRESS

X CONNECTABLES P.46-47
XPRESS

X COMPONENTS
XPRESS

A36HOCB
36" wide closed back hutch
36w x 15d x 36h 99LB.
14.5FT³
\$ 403.

ADOOR72
Door kit, 4 doors
17" w x 11/16d x 15H
25LB. 1.8FT³
\$ 270.

ADOOR42
Door kit, 2 doors
20" w x 11/16d x 15H
17LB. 1.8FT³
\$ 163.

CONN600C
2 CNHFS2448
4 CNR2436
4 CNTLEG24P
\$ 1,780.

CONN600D
2 CNHFS3060
4 CNR3048
4 CNTLEG30P
\$ 2,210.

CONN601A
4 CNC2430
4 CNR2448
4 CNTLEG24P
\$ 2,256.

CONN601B
4 CNC3036
4 CNR3048
4 CNTLEG30P
\$ 2,776.

CNC3036
Crescent top
36w x 36d x 1 1/8h
30LB. 2.25FT³
\$ 256.

CNC2430
Crescent top
30w x 30d x 1 1/8h
20LB. 1.56FT³
\$ 177.

A2036LF
Lateral file
36w x 20d x 29h
145LB. 15.5FT³
\$ 715.

AMPBBF19
Locking mobile pedestal
16w x 19d x 28h
96LB. 6.5FT³
\$ 665.

AFPBBF19
Free standing pedestal
16w x 19d x 28h
68LB. 7.25FT³
\$ 606.

CONN602A
4 CNC2430
2 CNR2436
2 CNRU2472
4 CNTLEG24P
\$ 2,400.

CONN602B
4 CNC3036
2 CNR3036
2 CNRU3072
4 CNTLEG30P
\$ 2,922.

CONN603A
3 CNT2448
2 CNR2448
3 CNTLEG24P
\$ 1,506.

CONN603B
3 CNT3060
2 CNRU3060
3 CNTLEG30P
\$ 1,930.

CNRU3072
Rectangular top with 16 gauge steel support channel
72w x 30d x 1 1/8h
70LB. 3.75FT³
\$ 295.

CNRU3060
Rectangular top with 16 gauge steel support channel
60w x 30d x 1 1/8h
59LB. 3.13FT³
\$ 260.

AHPBF18
Locking hanging pedestal
16w x 18d x 18h
48LB. 4.5FT³
\$ 498.

A20PTBBF
Personal Tower
24w x 20d x 65h
193LB. 22.75FT³
\$ 1,558.

A3665VSL
Vertical storage/lateral file unit
36w x 20d x 65h
273LB. 33FT³
\$ 1,226.

CONN604A
6 CNR2448
3 CNTLEG24P
\$ 1,689.

CONN605A
4 CNT2448
2 CNR2448
4 CNTLEG24P
\$ 1,900.

CONN605B
4 CNT3060
2 CNR2448
4 CNTLEG30P
\$ 2,264.

CONN606A
1 CNR2436
1 CNTLEG24P
\$ 358.

CNRU2472
Rectangular top with 16 gauge steel support channel
72w x 24d x 1 1/8h
57LB. 3.0FT³
\$ 263.

CNRU2460
Rectangular top with 16 gauge steel support channel
60w x 24d x 1 1/8h
47LB. 2.5FT³
\$ 227.

A2065ESHL/A2065ESHR
End shelf
20w x 20d x 65h
113LB. 5.0FT³
\$ 572.

ABC72
Bookcase with 1 fixed & 3 adjustable shelves
36w x 12d x 72h
170LB. 23.0FT³
\$ 631.

ABC48
Bookcase with 2 adjustable shelves
36w x 12d x 48h
116LB. 15.75FT³
\$ 518.

CONN606B
1 CNR2448
1 CNTLEG24P
\$ 387.

CONN606C
1 CNRU2460
1 CNTLEG24P
\$ 452.

CONN606D
1 CNRU2472
1 CNTLEG24P
\$ 488.

CONN606E
1 CNR3036
1 CNTLEG30P
\$ 408.

CNT3060
Trapezoid top
60w x 30d x 1 1/8h
35LB. 3.13FT³
\$ 224.

CNT2448
Trapezoid top
48w x 24d x 1 1/8h
21LB. 2FT³
\$ 169.

A1844LC
Lectern with angled stand, storage shelf and casters
24w x 18d x 44h
92LB. 4.8FT³
\$ 512.

CONN606F
1 CNR3048
1 CNTLEG30P
\$ 438.

CONN606G
1 CNRU3060
1 CNTLEG30P
\$ 506.

CONN606H
1 CNRU3072
1 CNTLEG30P
\$ 541.

CONN607A
1 CNT2448
1 CNTLEG24P
\$ 394.

CNTLEG30
Flip top "T" leg for 30" top
26w x 6 1/2d x 27 3/8h
14LB. 3FT³
\$ 205/each

CNTLEG24
Flip top "T" leg for 24" top
20w x 6 1/2d x 27 3/8h
10LB. 2.4FT³
\$ 196/each

CONN607B
1 CNT3060
1 CNTLEG30P
\$ 470.

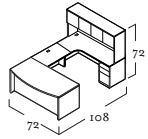
CNGFP
Ganging flush plate with 2 thumbscrews
2 1/8w x 5d x 1/8h
0.2LB. 0.1FT³
\$ 21.

**CORRELATION P.16-20****COMPONENTS****eO: P.28-29**

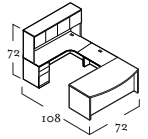
CNHFS3060
Half round top
60w x 30d x 1 1/4h
56LB. 3.13FT³

\$ 229.

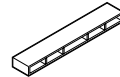
CNHFS2448
Half round top
48w x 24d x 1 1/4h
36LB. 2.0FT³

\$ 174.

CORL101L
1 C2472NFL
1 C2436FB
1 C3672SLB

\$ 3,968.

CORL101R
1 C2472FNR
1 C2436FB
1 C3672SRB

\$ 3,968.

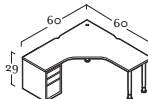
AHS72
Pigeon hole storage
70w x 11 1/2d x 5 1/2h
41LB. 3FT³

\$ 399.

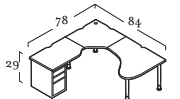
CVS20
Vertical pigeon hole
13 1/2w x 11 1/4 x 20h
19LB. 1FT³

\$ 276.

C2436FL
Deep left flush return
36w x 24d x 29 1/2h
133LB. 21.25FT³

\$ 668.

1 E9KM2460
1 GWE23BBF
3 ELL291

\$ 1,126.

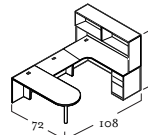
1 GWE23BBF
2 EFF1
5 ELL291

\$ 1,297.

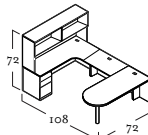
CNR3048
Rectangular top
48w x 30d x 1 1/4h
57LB. 3.13FT³

\$ 192.

CNR3036
Rectangular top
36w x 30d x 1 1/4h
33LB. 1.88FT³

\$ 162.

CORL102L
1 C2472NFL
1 C2436FB
1 C3672FI

\$ 3,350.

CORL102R
1 C2472FNR
1 C2436FB
1 C3672FI

\$ 3,350.

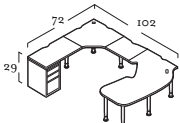
C2436FR
Deep right flush return
36w x 24d x 29 1/2h
133LB. 21.25FT³

\$ 668.

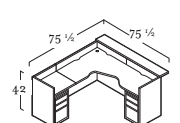
C2472NFL
Left extended corner
72w x 24-36d x 29 1/2h
175LB. 7FT³

\$ 851.

C2472FNR
Right extended corner
72w x 24-36d x 29 1/2h
175LB. 7FT³

\$ 851.

1 GWE23BBF
3 EFF1
8 ELL291
1 EM482472R

\$ 1,664.

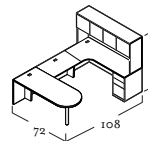
3 EEP2442
1 EEP4842
2 EEP3642
1 GWE23BBF
1 GWE23FF

\$ 3,049.

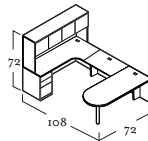
CNR2448
Rectangular top
48w x 24d x 1 1/4h
35LB. 2FT³

\$ 162.

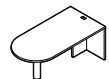
CNR2436
Rectangular top
36w x 24d x 1 1/4h
26LB. 1.5FT³

\$ 133.

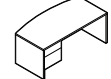
CORL103L
1 C2472NFL
1 C2436FB
1 ADOOR72

\$ 3,620.

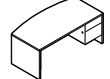
CORL103R
1 C2472FNR
1 C2436FB
1 ADOOR72

\$ 3,620.

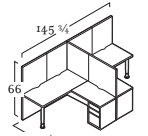
C3672FI
D island with T base
72w x 36d x 29 1/2h
157LB. 5.8FT³

\$ 715.

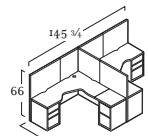
C3672SLB
Left single pedestal
bow front
72w x 32-36d x 29 1/2h
267LB. 52.5FT³

\$ 1,063.

C3672SRB
Right single pedestal
bow front
72w x 32-36d x 29 1/2h
267LB. 52.5FT³

\$ 1,063.

2 ER2472
2 ER2448
2 GWE23BBF
2 ELL291
2 EFF1

\$ 3,621.

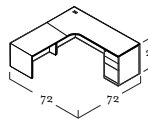
8 EWSB
1 EEP2466
1 EEP4866
4 EEP3666
2 ER2424
1 EFN7248R
2 ELL291
2 ESB

\$ 4,779.

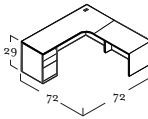
CNTLEG30P
Pair of "T" legs
for 30" top
26w x 5 1/2d x 27 1/2h
19LB. 2.6FT³

\$ 246./pair

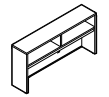
CNTLEG24P
Pair of "T" legs
for 24" deep tops
20w x 5 1/2d x 27 1/2h
17LB. 2.1FT³

\$ 225./pair

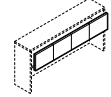
CORL104L
1 C2472NFL
1 C2436FL

\$ 1,889.

CORL104R
1 C2472FNR
1 C2436FR

\$ 1,889.

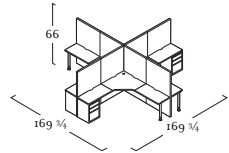
C72HOCB
Open hutch
with closed base
72w x 15d x 42 1/2h
203LB. 33FT³

\$ 764.

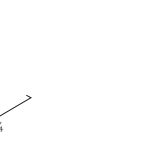
ADOOR72
Door kit
17 1/2w x 1 1/2d x 15h
25LB. 1.8FT³

\$ 270.

C2436FB
Flush bridge
36w x 24d x 29 1/2h
69LB. 3.3FT³

\$ 414.

8 EEP4266
1 EP66
4 GWE23BBF
4 ELL291

\$ 7,027.

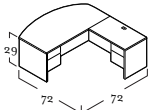
8 EFF1
8 E9KM2424
16 EWSB



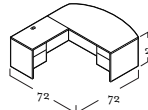
CNTS
Set of 4 thumbscrews
1 1/2w x 1 1/2d x 1 1/2h

\$ 11.

CNCB
Set of 2
locking casters
1 1/2h

\$ 21.

CORL105R
1 C3672SLB
1 C2436FR

\$ 1,731.

CORL105L
1 C3672SRB
1 C2436FL

\$ 1,731.

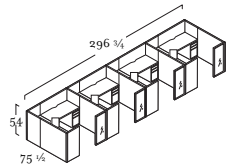
C2436L
Left 24"
Connectable table
36w x 24d x 29 1/2h
86LB. 3.3FT³

\$ 432.

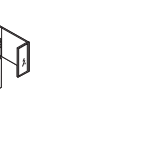
C2436R
Right 24"
Connectable table
36w x 24d x 29 1/2h
86LB. 3.3FT³

\$ 432.

AFPBBF19
Free standing
pedestal box/file
16w x 19d x 28h
68LB. 7.25FT³

\$ 606.

4 ER2472
4 ER2448
4 EOCKS
4 GWE23BBF
20 EWSB

\$ 9,876.

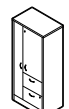
13 EEP2454
4 EEPG2454
8 EEP4854
4 EFF1
9 EP54



C1542ESH
42 1/2" high
end shelf
15w x 42 1/2d x 42 1/2h
50LB. 2.2FT³

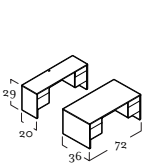
\$ 317.

C2429ESHU/C2429ESHR
Personal storage tower
29 1/2" / 72" high end shelf
24w x 24d x 72h
246LB. 29.75FT³

\$ 424.

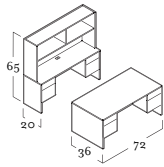
C24PTFF
Personal storage tower
24w x 24d x 29 1/2h / 72h
246LB. 29.75FT³

\$ 1,692.



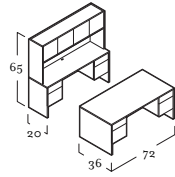
GENO100A
1 G3672DP
1 G2072CK

\$ 1,365.



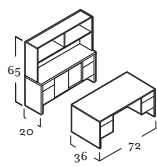
GENO103A
1 G3672DP
1 G72HOCB
1 G2072CK

\$ 1,950.



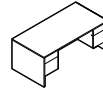
GENO105A
1 G3672DP
1 G72HOCB
1 G2072CK
1 GDOOR72

\$ 2,225.



GENO109A
1 G3672DP
1 G72HOCB
1 G2072C

\$ 2,015.



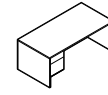
G3672DP
Double pedestal desk
72w x 36d x 29h
286LB. 50.5FT³

\$ 715.



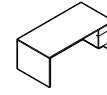
G3060DP
Double pedestal desk
60w x 30d x 29h
226LB. 35.5FT³

\$ 569.



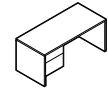
G3672SPL
Left single pedestal desk
72w x 36d x 29h
235LB. 50.5FT³

\$ 633.



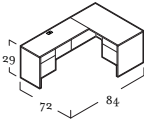
G3672SPR
Right single pedestal desk
72w x 36d x 29h
235LB. 50.5FT³

\$ 633.



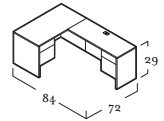
G3066SPL
Left single pedestal desk
66w x 30d x 29h
192LB. 39.25FT³

\$ 587.



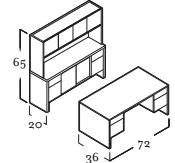
GENO151AL
1 G3672SPR
1 G2448FL

\$ 1,058.



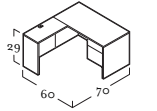
GENO151AR
1 G3672SPL
1 G2448FR

\$ 1,058.



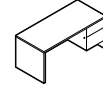
GENO110A
1 G3672DP
1 G72HOCB
1 G2072C
1 GDOOR72

\$ 2,290.



GENO150DL
1 G3060SPR
1 G2040FLK

\$ 776.



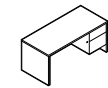
G3066SPR
Right single pedestal desk
66w x 30d x 29h
192LB. 39.25FT³

\$ 587.



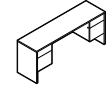
G3060SPL
Left single pedestal desk
60w x 30d x 29h
183LB. 35.5FT³

\$ 498.



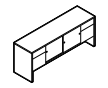
G3060SPR
Right single pedestal desk
60w x 30d x 29h
183LB. 35.5FT³

\$ 498.



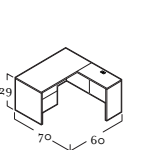
G2072CK
Credenza with 1/4 modesty panel, locking box & file pedestals
72w x 20d x 29h
181LB. 29.5FT³

\$ 650.



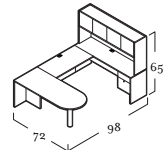
G2072C
Credenza with 1/4 modesty panel, locking box & file pedestals
72w x 20d x 29h
213LB. 29.4FT³

\$ 715.



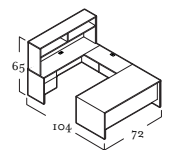
GENO150DR
1 G3060SPR
1 G2040FRK

\$ 776.



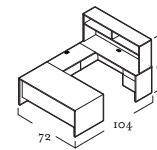
GENO207AR
1 G2072CSR
1 G72HOCB
1 G2448FB
1 GDOOR72
1 G3072FI

\$ 2,408.



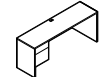
GENO354BL
1 G3672SPR
1 G2072CSR
1 G2448FB
1 G72HOCB

\$ 2,202.



GENO354BR
1 G3672SPL
1 G2072CSR
1 G2448FB
1 G72HOCB

\$ 2,202.



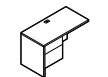
G2072CSL
Left single pedestal credenza with 1/4 modesty panel, locking box & file on left - 72w x 20d x 29h
150LB. 29.5FT³

\$ 643.



G2072CSR
Right single pedestal credenza with 1/4 modesty panel, locking box & file on right - 72w x 20d x 29h
150LB. 29.5FT³

\$ 643.



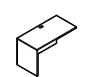
G2448FL
Left flush return with locking box & file pedestal
48w x 24d x 29h
142LB. 23.5FT³

\$ 425.



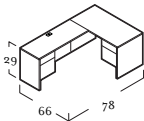
G2448FR
Right flush return with locking box & file pedestal
48w x 24d x 29h
142LB. 23.5FT³

\$ 425.



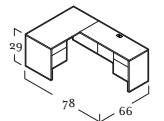
G2040FLK
Left flush return with kneespace
40w x 20d x 29h
78LB. 4.5FT³

\$ 278.



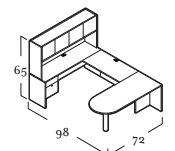
GENO151CL
1 G3066SPR
1 G2448FL

\$ 1,012.



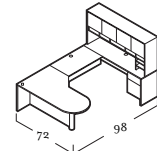
GENO151CR
1 G3066SPL
1 G2448FR

\$ 1,012.



GENO207AL
1 G2072CSL
1 G72HOCB
1 G2448FB
1 GDOOR72
1 G3072FI

\$ 2,408.



GENO211CR
1 G4272EIR
1 G2436FB
1 G2072CSR
1 G72HOCB
1 GDOOR72
1 AHS72
1 AHS14

\$ 3,202.



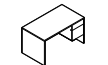
G2040FRK
Right flush return with kneespace
40w x 20d x 29h
78LB. 4.5FT³

\$ 278.



G2436FB
Flush bridge
36w x 24d x 29h
78LB. 3.5FT³

\$ 341.



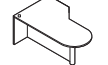
G2445SPL/G2445SPR
Single Pedestal Desk
45w x 24d x 29h
137LB. 23.5FT³

\$ 339.



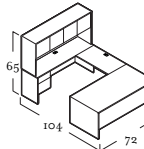
G3072FI
"D" island with "T" base and monopost, hardware incl. for flush installation
72w x 30d x 29h
101LB. 5FT³

\$ 564.



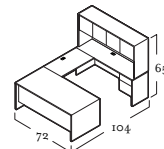
G4272EIR
Right extend corner island
72w x 30-42d x 29h
131LB. 10.25FT³

\$ 708.



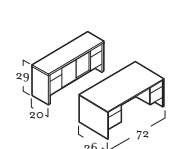
GENO355BL
1 G3672SPR
1 G72HOCB
1 G2448FB
1 GDOOR72
1 G2072CSL

\$ 2,477.



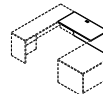
GENO355BR
1 G3672SPL
1 G72HOCB
1 G2448FB
1 GDOOR72
1 G2072CSR

\$ 2,477.



GENO108A
1 G3672DP
1 G2072C

\$ 1,430.



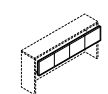
G2448FB
Flush bridge, connects single pedestal desk and credenza, hardware incl.
48w x 24d x 29h
78LB. 3.5FT³

\$ 341.



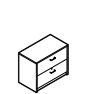
G72HOCB
Open hutch with closed back, 1 fixed shelf
72w x 15d x 36h
138LB. 7.0FT³

\$ 585.



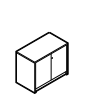
GDOOR72
Doors kit for 72" hutch 4 doors
72w x 15d x 15h
24LB. 1.75FT³

\$ 275.



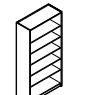
G2036LF
Lateral file, 2 locking drawers, front-to-back & side-to-side filing
36w x 20d x 29h
109LB. 15FT³

\$ 633.



G2036SC
Storage cabinet, 1 adjustable shelf behind 2 locking doors
36w x 20d x 29h
41LB. 3FT³

\$ 551.



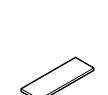
GBC72
72" open bookcase, 1 fixed shelf, 4 adjustable shelves
36w x 12d x 72h
170LB. 20.5FT³

\$ 257.



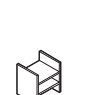
GBC48
48" open bookcase, 3 adjustable shelves
36w x 12d x 48h
116LB. 13.75FT³

\$ 195.



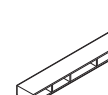
GESH
Extra bookcase shelf
36w x 12d x 1/2h
10LB. 0.30FT³

\$ 57.



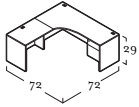
AVS14
Vertical pigeon hole unit
13.37w x 11.25d x 14.37h
13LB. 0.90FT³

\$ 251.



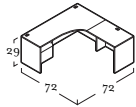
AHS72
Vertical pigeon hole unit
70w x 11 1/2d x 5 1/2h
41LB. 3FT³

\$ 399.



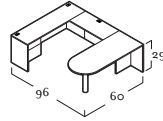
SUCC152BL
1 S2472FFL 1 S2436NHT
1 SHPBF

\$ 963.
\$ 1,016. (component total)



SUCC152BR
1 S2472FFR 1 S2436NHT
1 SHPBF

\$ 963.
\$ 1,016. (component total)



SUCC204D
1 S2460T 1 S2042FB
1 SHPBFO 1 S3060FD

\$ 1,287.
\$ 1,355. (component total)



STD48XB
Teardrop table with "X" base 48w x 46d x 28 3/8h 100LB. 5FT³

\$ 340.



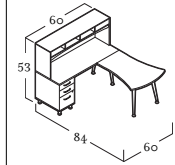
SHPBF
Home hanging pedestal, locking box and file with nylon roller slides 16w x 19d x 19h 41LB. 4FT³

\$ 285.



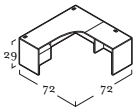
SHPBFO
Office hanging pedestal, locking box and file with fully progressive suspension 16w x 19d x 19h 44LB. 4FT³

\$ 486.



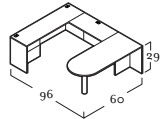
WH101
1 W2460RE 1 W156024HM
1 W2448DRE 1 W2415BFPS

\$ 2,064.



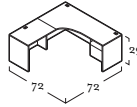
SUCC153BR
1 S2472FFR 1 S2436NHT
1 SHPBFO

\$ 1,156.
\$ 1,217. (component total)



SUCC203D
1 S2460T 1 SHPBF
1 S2042FB 1 S3060FD

\$ 1,095.
\$ 1,154. (component total)



SUCC153BL
1 S2472FFL 1 SHPBFO
1 S2436NHT

\$ 1,156.
\$ 1,217. (component total)



S2472FFR
Right corner desk, full modesty panel, 2 grommets 72w x 24-36d x 29h 110LB. 5FT³

\$ 461.



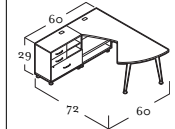
S2472FFL
Left corner desk, full modesty panel, 2 grommets 72w x 24-36d x 29h 110LB. 5FT³

\$ 461.



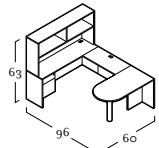
S2460T
Table desk 60w x 24d x 29h 102LB. 5FT³

\$ 338.



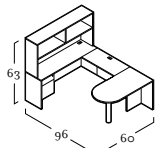
WH102
1 W3072DWTR 1 W1530MSL

\$ 1,769.



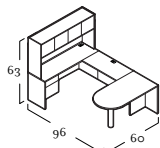
SUCC205D
1 S2460T 1 S60HO
1 S3060FD 1 S2042FB
1 SHPBF

\$ 1,442.
\$ 1,518. (component total)



SUCC206D
1 S2460T 1 S60HO
1 S3060FD 1 S2042FB
1 SHPBFO

\$ 1,634.
\$ 1,719. (component total)



SUCC207D
1 S2460T 1 S3060FD
1 SHPBF 1 S060HO
1 SDK60 1 S2042FB

\$ 1,691.
\$ 1,778. (component total)



S3672FD
"D" island 72w x 36d x 29h 88LB. 3.5FT³

\$ 445.



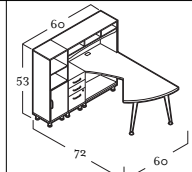
S3060FD
"D" island 60w x 30d x 29h 80LB. 3FT³

\$ 369.



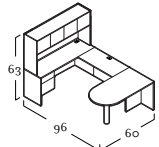
S2436NHT
Reversible connectable table 36w x 24d x 29h 75LB. 3FT³

\$ 270.



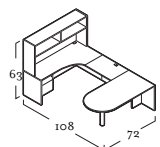
WH103
1 W3072DWTR 1 W1524LAM1
1 W1515BFP 1 W154524HM
1 W151553TO

\$ 2,680.



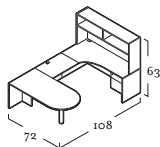
SUCC208D
1 S2460T 1 S60HO
1 S3060FD 1 S2042FB
1 SHPBF 1 SDK60

\$ 1,882.
\$ 1,979. (component total)



SUCC402BL
1 S2472FFR 1 S3672FD
1 S72HO 1 S2436FB
1 SHPBF

\$ 1,719.
\$ 1,810. (component total)



SUCC402BR
1 S2472FFL 1 S3672FD
1 SHPBF 1 S72HO
1 S2436FB

\$ 1,719.
\$ 1,810. (component total)



S2042FB
Flush bridge with modesty panel 42w x 20d x 29h 42LB. 2FT³

\$ 162.



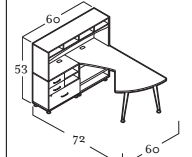
S2436FB
Flush bridge with modesty panel 36w x 24d x 29h 42LB. 2FT³

\$ 202.



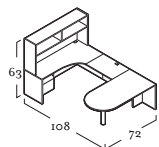
S72HO
Open hutch 72w x 15d x 34h 125LB. 7FT³

\$ 417.



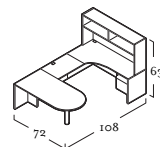
WH135
1 W3072DWTR 1 W156024HM
1 W1530MSL

\$ 2,261.



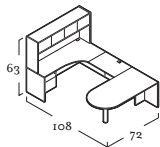
SUCC403BL
1 S2472FFR 1 S3672FD
1 S72HO 1 S2436FB
1 SHPBFO

\$ 1,910.
\$ 2,011. (component total)



SUCC403BR
1 S2472FFL 1 S72HO
1 S3672FD 1 S2436FB
1 SHPBFO

\$ 1,910.
\$ 2,011. (component total)



SUCC404BL
1 S2472FFR 1 S3672FD
1 SHPBF 1 S72HO
1 S2436FB 1 SDK72

\$ 1,974.
\$ 2,080. (component total)



S60HO
Open hutch 60w x 15d x 34h 100LB. 7FT³

\$ 364.



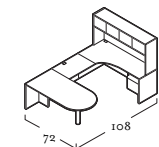
SDK72
Door kit for hutch - 4 doors 1/4d x 15 3/8h 20LB. 1FT³

\$ 270.



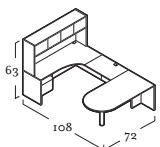
SDK60
Door kit for hutch - 4 doors 1/4d x 15 3/8h 20LB. 1FT³

\$ 260.



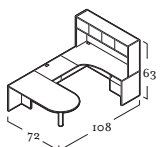
SUCC404BR
1 S2472FFL 1 S3672FD
1 SHPBF 1 S72HO
1 S2436FB 1 SDK72

\$ 1,974.
\$ 2,080. (component total)



SUCC405BL
1 S2472FFR 1 S3672FD
1 SHPBF 1 S72HO
1 S2436FB 1 SDK72

\$ 2,166.
\$ 2,281. (component total)



SUCC405BR
1 S2472FFL 1 S72HO
1 S3672FD 1 S2436FB
1 SHPBFO 1 SDK72

\$ 2,166.
\$ 2,281. (component total)



S1836LFS
Locking lateral file without top 36w x 18d x 28h 149LB. 14FT³

\$ 820.



S1836TP
Top for lateral file 36w x 18d x 1h 20LB. 2FT³

\$ 103.